



Corel DRAW Technical Support

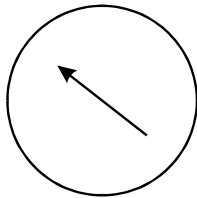

Corel Corporation 1600 Carling Avenue, Ottawa, Ontario, Canada. K1Z 8R7
(613) 728-8200 Main Voice Line/Customer Service
(613) 761-9176 Customer Service Fax
(613) 728-1990 DIRECT SUPPORT LINE (Corel DRAW!)
(613) 728-4752 BBS - HAYES Ultra 96 (1200 to 9600 - 8,n,1)
(613) 761-7798 BBS - US Robotics Dual std. (1200 to 9600 - 8,n,1)
(613) 761-9175 Support FAX (Corel DRAW!)

Fit Text to Path Function
Corel DRAW! 2.xx

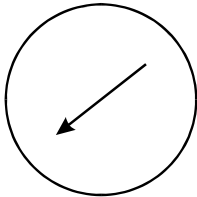
When using the Fit to Path option from the Arrange Menu in CorelDRAW, several considerations must be taken into account:

- (1) The way the path is drawn
- (2) The alignment of the text you want to fit.
- (3) Only normal, or artistic text may be used. Paragraph Text is not suitable for fitting to a path.
- (4) Only single graphical objects may be used to fit the text to the path. Multiple objects, or grouped objects cannot be used.

As illustrated in the following example, two paths (circles in this case) were drawn with different start and end points. Two text strings were created, both with center alignment to fit to these paths. Let's follow the example:




Inner circle was created in direction indicated (from bottom right to top left).



Outer circle was created in direction indicated (from top right to bottom left).

The text sitting on the top was fitted to the inner circle while the text sitting on the bottom was fitted to the larger, outer circle. In both cases, text was center justified (aligned).

The outer circle may be deleted after the fit to path is completed.



If the Fit Text to Path function is greyed out, make sure that you have only two objects selected; the Artistic Text, and the single graphical object. You can marquee select the required items with the Pick Tool, or you can use the Pick Tool to click on the first object, and then hold the SHIFT key down while clicking on the second object (this will allow you to have them both selected).

For detailed information, consult the CorelDRAW User's Manual, Arrange Menu, Fit Text to Path option. The Learning Guide also contains a tutorial of this function.

Thank you!